

Boggle[®]

D·E·L·U·X·E

For 2 or more players / Ages 8 to adult

©1973, 1997 Hasbro, Inc., Pawtucket, Rhode Island 02862.

All Rights Reserved. Printed in U.S.A.

For its 25th anniversary, we are delighted to offer fans the chance to play the Boggle[®] game on a grand scale — a 5 x 5 grid of 25 letter cubes! Years ago, this game was sold under the name Boggle[®] Master. (Old-timers may remember it as Big Boggle[®].)

Boggle Deluxe lets you play both the Boggle Master and regular Boggle games!

Equipment

Deluxe 5 x 5 grid base and lid • Boggle[®] game Bar adapter • 25 Letter cubes • Timer • Score pad • 4 Pencils • Labels

Assembly & Setup

Labels: Peel and carefully affix the smaller labels to the ends of the sand timer, and the larger one into the recessed circle in the corner of the *Boggle Bar* (see photo on back).

Pencil and paper: Give each player a pencil and sheet of paper from the score pad provided, or a plain sheet of paper.

Object

To be the player with the highest score at the end of the 3-minute game, or to be the first player to reach the designated point limit in a Tournament game. Players score by finding and listing words they find in the letter grid.

Boggle Master is played with all 25 cubes. To create a smaller, 4 x 4 grid for the regular *Boggle* game, use the unique *Boggle Bar*. (See back.)

Gameplay

With the lid over the base, shake up the cubes. Now remove the lid and search the assortment of letters for words of 4 or more letters. (For the regular *Boggle* game, the minimum number is 3 letters.)

Words are formed from letters that adjoin horizontally, vertically, or diagonally to the left, right or up-and-down. However, no letter may be used more than once within a single word.

When you find a word, write it down. Keep looking and writing until the time's up!

Example: Figures 1, 2 and 3 show how words may be formed correctly using the adjoining letters E,A,D,R (and sometimes S).

In Figure 4 (SEEDS), the single letter S was used twice; SEED in the singular is allowed. In Figure 5 (SALT), the letter K was skipped; letters must join in sequence.

RIGHT




Figure 1: DEAR




Figure 2: READ (and READS)




Figure 3: DARE (and DARES)

Try your skill at finding the hidden words in the grid. There are more than 100 words in this grid, including *thaw*, *desk*, *skater*, *leash*, *testy*, *whaler*. How many can you find?

WRONG

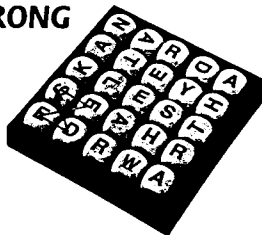


Figure 4: SEEDS




Figure 5: SALT

Types of Words Allowed

Any word (noun, verb, adjective, adverb, etc.), plural of, form of, or tense is acceptable as long as it can be found in a standard English dictionary. Proper nouns (Smith, Ohio, France, etc.) are not allowed. Words within words are also permissible, as long as the cubes are adjoined: *leased, ease, eased, seed, seal.*

Scoring and Winning

When the timer runs out, all players stop writing. Each player in turn then reads his/her list aloud.

Any word that appears on more than one player's list must be crossed off all lists—and no one gets credit for it!

Players score their remaining words as follows:

No. of Letters	3*	4	5	6	7	8 or more
Points	1	1	2	3	5	11

*3-letter words are allowed only in the regular 4 x 4 game.

The winner is the player 1) who earned the most points when play stopped or 2) who is the first to reach the "Tournament" score—50 points, 100 points, whatever was decided before playing.

Things to Remember

- Do not touch the cubes or the grid while the timer is running.
- Multiple meanings of the same spelling do not earn multiple credit. Example: The word t-e-a-r, for *rip* or *cry* counts only once.
- The same word found by a player in different areas of the grid may not be counted for multiple credit.
- The QU counts as 2 letters.
- Both the M and the W have a line under them.
- The Z has a line under it and should not be read as IN.
- You get full credit for both the singular and plural of a noun—as long as you wrote down both.
- For the highest score, look for unusual words that others might miss—and that will earn you more points!



How to Use the Boggle® Game Bar

Using the Bar reduces the number of cubes from 25 to 16. This is the regular *Boggle* game. The only rule change is, the regular game allows words of 3 letters. (*Boggle Master* words must be at least 4 letters long.)

The player who shakes the cubes places the Bar, so take turns shaking. There are two methods of Bar placement: Shake, study the cube arrangement, then pick the corner you will place it on. Or decide *before* you shake which corner you are going to cover, then shake and place it.



We will be happy to hear your comments or questions about this game. Write to:
Consumer Relations,
P.O. Box 1012,
Beverly, MA 01915,
or phone 978-921-3555.

